

## LUCA series

### PRODUCT INTRODUCTION

The extruded aluminium heat sink guarantees great thermal management, long life and high efficiency, while providing maximum luminous flux.

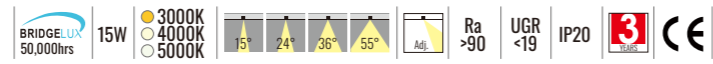
Adjustable versions (excluding Everything 80 option) are equipped with a blocking system to guarantee perfect framing. Rotation up to 360, beam angle +30°-30°.

Separate electronic driver: non-dimmable or DALI dimmable options for LED products. Compliant with standard EN60598-1 and other specific regulations.



# LUCA series

## RECESSED ADJUSTABLE DOWNLIGHT



Light Source	Power	Voltage	CCT	Beam Angle	Code
COB LED	15W	AC220-240V	3000K	15°	DL-1101-15-3015-P-C
				24°	DL-1101-15-3024-P-C
				36°	DL-1101-15-3036-P-C
				55°	DL-1101-15-3055-P-C
COB LED	15W	AC220-240V	4000K	15°	DL-1101-15-4015-P-C
				24°	DL-1101-15-4024-P-C
				36°	DL-1101-15-4036-P-C
				55°	DL-1101-15-4055-P-C
COB LED	15W	AC220-240V	5000K	15°	DL-1101-15-5015-P-C
				24°	DL-1101-15-5024-P-C
				36°	DL-1101-15-5036-P-C
				55°	DL-1101-15-5055-P-C
COB LED	15W	AC220-240V	3000K	15°	DL-1102-15-3015-P-C
				24°	DL-1102-15-3024-P-C
				36°	DL-1102-15-3036-P-C
				55°	DL-1102-15-3055-P-C
COB LED	15W	AC220-240V	4000K	15°	DL-1102-15-4015-P-C
				24°	DL-1102-15-4024-P-C
				36°	DL-1102-15-4036-P-C
				55°	DL-1102-15-4055-P-C
COB LED	15W	AC220-240V	5000K	15°	DL-1102-15-5015-P-C
				24°	DL-1102-15-5024-P-C
				36°	DL-1102-15-5036-P-C
				55°	DL-1102-15-5055-P-C

Power Supply: P (1-On / Off 2-Phase Dim 3-DALI Dim 4-1-10V Dim)

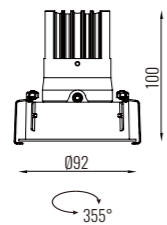
Colour Finish: C (WW-White / White BB-Black / Black)



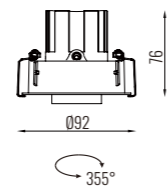
Controller: On / Off, Dimmable, Dali

### DIMENSION unit:mm

DL-1101-15

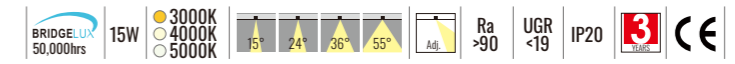


DL-1102-15



# LUCA series

## TRIMLESS ADJUSTABLE DOWNLIGHT



Light Source	Power	Voltage	CCT	Beam Angle	Code
COB LED	15W	AC220-240V	3000K	15°	DL-1103-15-3015-P-C
				24°	DL-1103-15-3024-P-C
				36°	DL-1103-15-3036-P-C
				55°	DL-1103-15-3055-P-C
COB LED	15W	AC220-240V	4000K	15°	DL-1103-15-4015-P-C
				24°	DL-1103-15-4024-P-C
				36°	DL-1103-15-4036-P-C
				55°	DL-1103-15-4055-P-C
COB LED	15W	AC220-240V	5000K	15°	DL-1103-15-5015-P-C
				24°	DL-1103-15-5024-P-C
				36°	DL-1103-15-5036-P-C
				55°	DL-1103-15-5055-P-C
COB LED	15W	AC220-240V	3000K	15°	DL-1104-15-3015-P-C
				24°	DL-1104-15-3024-P-C
				36°	DL-1104-15-3036-P-C
				55°	DL-1104-15-3055-P-C
COB LED	15W	AC220-240V	4000K	15°	DL-1104-15-4015-P-C
				24°	DL-1104-15-4024-P-C
				36°	DL-1104-15-4036-P-C
				55°	DL-1104-15-4055-P-C
COB LED	15W	AC220-240V	5000K	15°	DL-1104-15-5015-P-C
				24°	DL-1104-15-5024-P-C
				36°	DL-1104-15-5036-P-C
				55°	DL-1104-15-5055-P-C

Power Supply: P (1-On / Off 2-Phase Dim 3-DALI Dim 4-1-10V Dim)

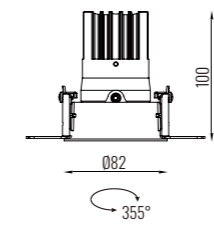
Colour Finish: C (WW-White / White BB-Black / Black)



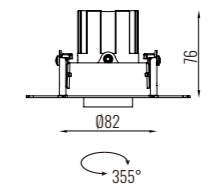
Controller: On / Off, Dimmable, Dali

### DIMENSION unit:mm

DL-1103-15

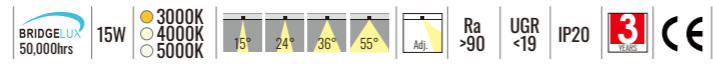


DL-1104-15



# LUCA series

## RECESSED ADJUSTABLE DOWNLIGHT



Light Source	Power	Voltage	CCT	Beam Angle	Code
COB LED	15W	AC220-240V	3000K	15°	DL-2040-15-3015-P-C
				24°	DL-2040-15-3024-P-C
				36°	DL-2040-15-3036-P-C
				55°	DL-2040-15-3055-P-C
COB LED	15W	AC220-240V	4000K	15°	DL-2040-15-4015-P-C
				24°	DL-2040-15-4024-P-C
				36°	DL-2040-15-4036-P-C
				55°	DL-2040-15-4055-P-C
COB LED	15W	AC220-240V	5000K	15°	DL-2040-15-5015-P-C
				24°	DL-2040-15-5024-P-C
				36°	DL-2040-15-5036-P-C
				55°	DL-2040-15-5055-P-C
COB LED	2x15W	AC220-240V	3000K	15°	DL-2040-30-3015-P-C
				24°	DL-2040-30-3024-P-C
				36°	DL-2040-30-3036-P-C
				55°	DL-2040-30-3055-P-C
COB LED	2x15W	AC220-240V	4000K	15°	DL-2040-30-4015-P-C
				24°	DL-2040-30-4024-P-C
				36°	DL-2040-30-4036-P-C
				55°	DL-2040-30-4055-P-C
COB LED	2x15W	AC220-240V	5000K	15°	DL-2040-30-5015-P-C
				24°	DL-2040-30-5024-P-C
				36°	DL-2040-30-5036-P-C
				55°	DL-2040-30-5055-P-C

Power Supply: P (1-On / Off 2-Phase Dim 3-DALI Dim 4-1-10V Dim)

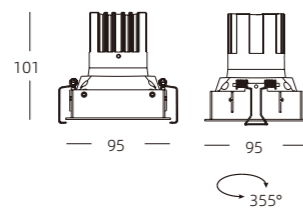
Colour Finish: C (WW-White / White BB-Black / Black)



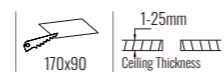
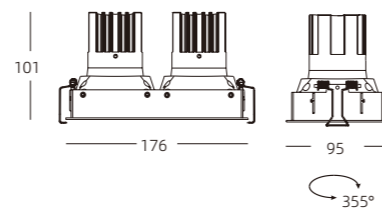
Controller: On / Off, Dimmable, Dali

### DIMENSION unit:mm

#### DL-2040-15

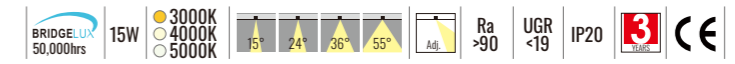


#### DL-2040-30



# LUCA series

## TRIMLESS ADJUSTABLE DOWNLIGHT



Light Source	Power	Voltage	CCT	Beam Angle	Code
COB LED	15W	AC220-240V	3000K	15°	DL-2041-15-3015-P-C
				24°	DL-2041-15-3024-P-C
				36°	DL-2041-15-3036-P-C
				55°	DL-2041-15-3055-P-C
COB LED	15W	AC220-240V	4000K	15°	DL-2041-15-4015-P-C
				24°	DL-2041-15-4024-P-C
				36°	DL-2041-15-4036-P-C
				55°	DL-2041-15-4055-P-C
COB LED	15W	AC220-240V	5000K	15°	DL-2041-15-5015-P-C
				24°	DL-2041-15-5024-P-C
				36°	DL-2041-15-5036-P-C
				55°	DL-2041-15-5055-P-C
COB LED	2x15W	AC220-240V	3000K	15°	DL-2041-30-3015-P-C
				24°	DL-2041-30-3024-P-C
				36°	DL-2041-30-3036-P-C
				55°	DL-2041-30-3055-P-C
COB LED	2x15W	AC220-240V	4000K	15°	DL-2041-30-4015-P-C
				24°	DL-2041-30-4024-P-C
				36°	DL-2041-30-4036-P-C
				55°	DL-2041-30-4055-P-C
COB LED	2x15W	AC220-240V	5000K	15°	DL-2041-30-5015-P-C
				24°	DL-2041-30-5024-P-C
				36°	DL-2041-30-5036-P-C
				55°	DL-2041-30-5055-P-C

Power Supply: P (1-On / Off 2-Phase Dim 3-DALI Dim 4-1-10V Dim)

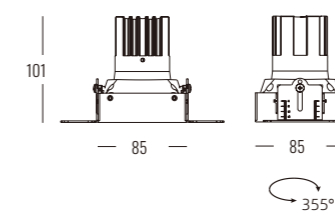
Colour Finish: C (WW-White / White BB-Black / Black)



Controller: On / Off, Dimmable, Dali

### DIMENSION unit:mm

#### DL-2041-15



#### DL-2041-30

