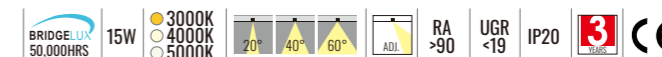


PACO SERIES

TRIMLESS ADJUSTABLE DOWNLIGHT



LIGHT SOURCE	POWER	VOLTAGE	CCT	BEAM ANGLE	CODE
COB LED	15W	AC220-240V	3000K	20°	DL-5219-15-3020-P-C
				40°	DL-5219-15-3040-P-C
				60°	DL-5219-15-3060-P-C
COB LED	15W	AC220-240V	4000K	20°	DL-5219-15-4020-P-C
				40°	DL-5219-15-4040-P-C
				60°	DL-5219-15-4060-P-C
COB LED	15W	AC220-240V	5000K	20°	DL-5219-15-5020-P-C
				40°	DL-5219-15-5040-P-C
				60°	DL-5219-15-5060-P-C
COB LED	15W	AC220-240V	3000K	20°	DL-5219A-15-3020-P-C
				40°	DL-5219A-15-3040-P-C
				60°	DL-5219A-15-3060-P-C
COB LED	15W	AC220-240V	4000K	20°	DL-5219A-15-4020-P-C
				40°	DL-5219A-15-4040-P-C
				60°	DL-5219A-15-4060-P-C
COB LED	15W	AC220-240V	5000K	20°	DL-5219A-15-5020-P-C
				40°	DL-5219A-15-5040-P-C
				60°	DL-5219A-15-5060-P-C

POWER SUPPLY: P (1-ON / OFF 2-PHASE DIM 3-DALI DIM 4-1-10V DIM)

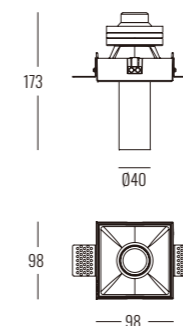
COLOUR FINISH: C (WW-WHITE / WHITE BB-BLACK / BLACK)



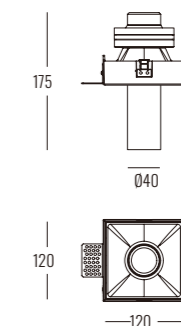
CONTROLLER: ON / OFF, DIMMABLE, DALI

DIMENSION
UNIT-MM

DL-5219-15



DL-5219A-15



PACO SERIES

MINIMALISM AND SIMPLICITY ARE THE KEY WORDS TO DESCRIBE COLLECTION. COMING DIRECTLY FROM THE CEILING, SLIM LIGHTING TUBE, NARROW BEAM ANGLE JUST 15°, MOST DRAMATIC LIGHTING EFFECTS CAN BE CREATED THROUGH THE HIGH CONTRAST BETWEEN DARK AND LIGHT.